







Shilton Neighbourhood Plan

Pre-Submission: Inset B - February 2018

-  Parish Boundary
-  Policy SH1: Village Boundary
-  Policy SH7: Local Green Space
-  Policy SH8: Green Infrastructure (existing/opportunity)